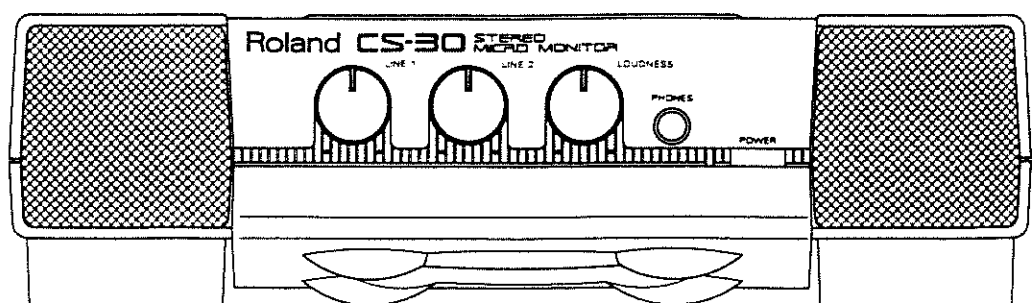


# Roland

## STEREO MICRO MONITOR

# CS-30

Owner's Manual



Thank you for purchasing the Roland CS-30 Stereo Micro Monitor. To make the best use of this unit, please read the owner's manual carefully.

## FEATURES

- The CS-30's magnetically shielded speakers and compact design make it an ideal monitor system for a Desktop Music Systems (DTMS) that uses a CRT display.
- Any sound module in Roland's CM series can be directly mounted on the CS-30.
- The unit's '3D system' — a 12cm bottom speaker for bass and two 5cm stereo speakers for mids and highs — can reproduce sound with a high degree of presence.
- The unit contains a headphone jack for private monitoring.
- Two independent Volume Controls — for Line In 1 and 2 — allow for accurate signal mixing.
- The audio signals from LINE IN 1 and 2 and the MIC input are mixed and sent to the LINE OUT jacks. If the LINE OUT jacks are then connected to a cassette tape deck (for example) these signals can be recorded onto tape.
- The system contains a Loudness Control that allows you to compensate for EQ at low listening levels.

**"DESKTOP MUSIC SYSTEM (D.T.M.S)" refers to a new type of creative music system being promoted by Roland-one which is based on personal computers.**

© Copyright 1993 by ROLAND CORPORATION  
All rights reserved. No part of this publication may be reproduced in any form without the permission of ROLAND CORPORATION.

## IMPORTANT NOTES

- Be sure to use only the adaptor supplied with the unit. Use of any other power adaptor could result in damage, malfunction, or electric shock.

### Power Supply

- When making any connections with other devices, always turn off the power to all equipment first; this will help prevent damage or malfunction.
- Do not use this unit on the same power circuit with any device that will generate line noise, such as a motor or variable lighting system.
- The power supply required for this unit is shown on its nameplate. Ensure that the line voltage of your installation meets this requirement.
- Avoid damaging the power cord; do not step on it, place heavy objects on it etc.
- When disconnecting the AC adaptor from the outlet, grasp the plug itself; never pull on the cord.
- If the unit is to remain unused for a long period of time, unplug the power cord.

### Placement

- Do not subject the unit to temperature extremes (eg. direct sunlight in an enclosed vehicle). Avoid using or storing the unit in dusty or humid areas or areas that are subject to high vibration levels.
- This unit may interfere with radio and television reception. Do not use this unit in the vicinity of such receivers.
- The CS-30 adopts magnetically shielded system, however, keep floppy disks or recorded tapes away from it for safety.
- Do not expose this unit to temperature extremes (eg. direct sunlight in an enclosed vehicle can deform or discolor the unit) or install it near devices that radiate heat.

### Maintenance

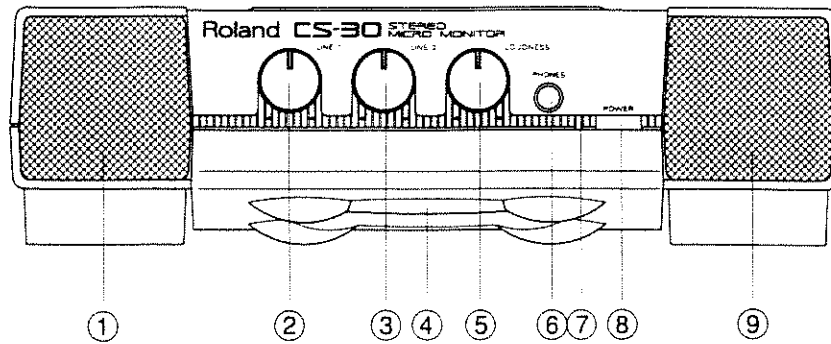
- For everyday cleaning wipe the unit with a soft, dry cloth (or one that has been slightly dampened with water). To remove stubborn dirt, use a mild neutral detergent. Afterwards, be sure to wipe the unit thoroughly with a soft, dry cloth.
- Never use benzene, thinners, alcohol or solvents of any kind, to avoid the risk of discoloration and/or deformation.

### Additional Precautions

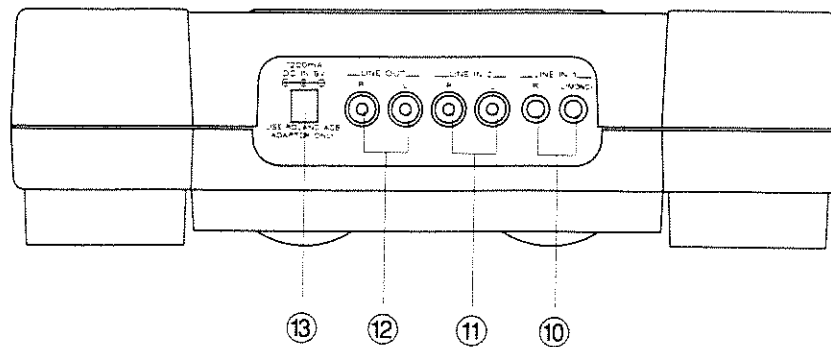
- Protect the unit from strong impact.
- Do not allow objects or liquids of any kind to penetrate the unit. In the event of such an occurrence, discontinue use immediately. Contact qualified service personnel as soon as possible.
- The CS-30 may produce some heat when operating normally.
- Do not strike or apply strong pressure to the speaker's grille.
- Should a malfunction occur (or if you suspect there is a problem) discontinue use immediately. Contact qualified service personnel as soon as possible.
- To prevent the risk of electric shock, do not open the unit or its AC adaptor.
- This unit is equipped with a circuit protection device. A brief interval after power up is required before the unit will operate.

# PANEL DESCRIPTIONS

## <<Front Panel>>



## <<Rear Panel>>



### (1) Left Speaker

This speaker reproduces mid-range and treble sounds for the left channel.

### (2) LINE 1 Level Control Knob

This knob adjusts the input volume of the device connected to the LINE IN 1 Jack (10). Clockwise rotation increases the volume.

\* When the knob is rotated completely counterclockwise, no sound will be heard.

### (3) LINE 2 Level Control Knob

This knob adjusts the input volume of the device connected to the LINE IN 2 Jack (11). Clockwise rotation increases the volume.

\* When the knob is rotated completely counterclockwise, no sound will be heard.

### (4) Center Speaker

This speaker reproduces bass sounds for both channels.

### (5) LOUDNESS Control Knob

This knob simultaneously controls bass and treble EQ. Rotating it clockwise boosts the bass and treble, while rotating it counterclockwise cuts the bass and treble. When the knob is set to the center position, a flat characteristic is created.

\* The LOUDNESS control actually compensates for the ear's reduced ability to hear low and high frequencies at low volumes.

### (6) HEADPHONE Jack

Connect headphones to this jack. Connecting headphones cuts off the main speakers allowing you to monitor without disturbing those around you. This jack accepts a stereo mini-plug.

### (7) POWER Indicator

This indicator lights when the unit is switched on.

### (8) POWER Switch

This switch turns the system on and off.

### (9) Right Speaker

This speaker reproduces mid-range and treble sounds for the right channel.

### (10) LINE IN 1 Jacks L (MONO)/R

Connect an electronic musical instrument (such as a keyboard, rhythm machine or sound module) to these jacks. Use the L (MONO) jack for mono input. These are 1/4" phone jacks.

### (11) LINE IN 2 Jacks L/R

Connect any audio equipment (such as a tape deck, CD player etc.) to these jacks. (An electronic musical instrument can also be connected.)

These jacks are of the RCA phono type.

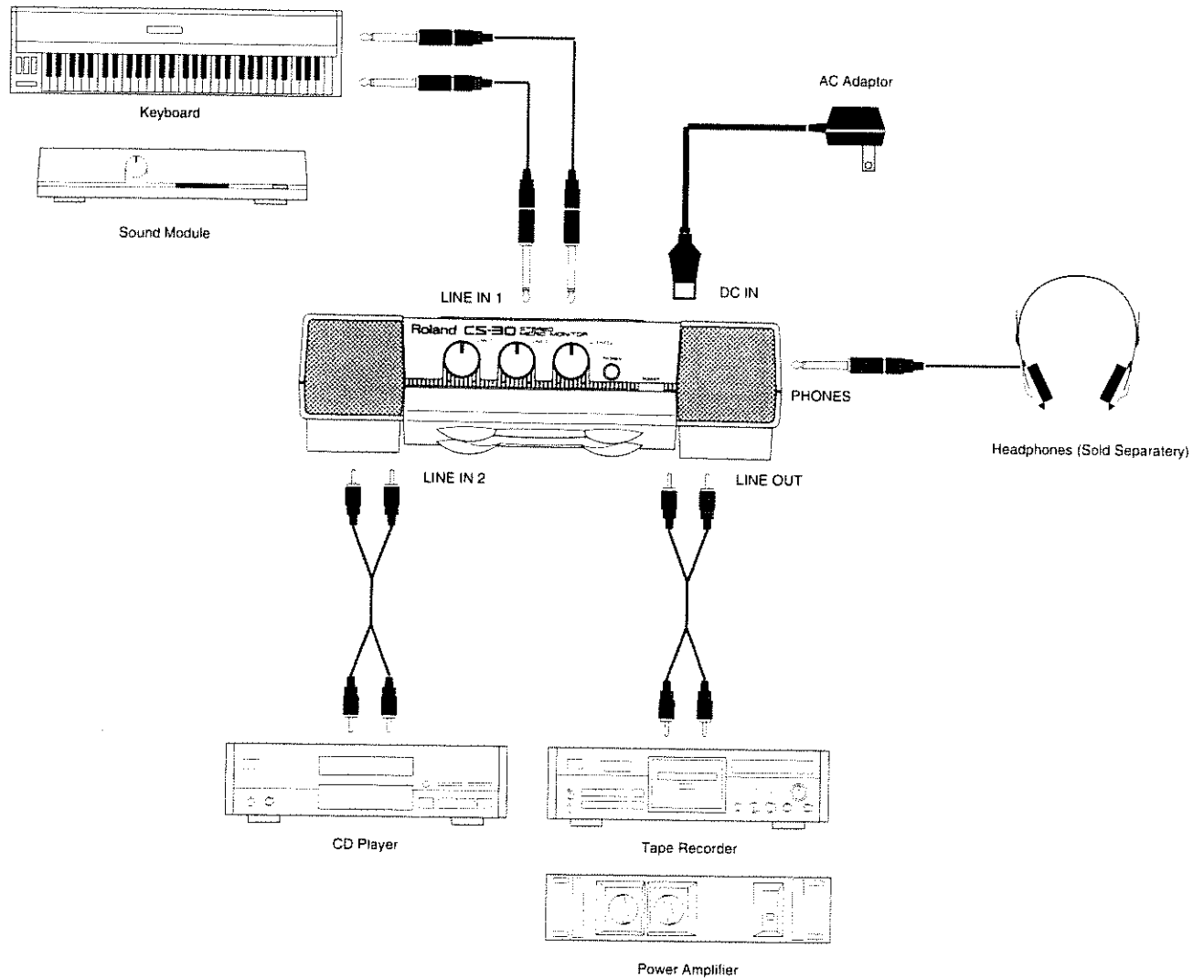
### (12) LINE OUT Jacks L/R

Connect a power amplifier, another speaker system (power amplifier + speakers) or tape deck for recording to these jacks. These jacks are of the RCA phono type.

### (13) AC Adaptor Jack

Connect the supplied AC adaptor to this jack.

# CONNECTIONS

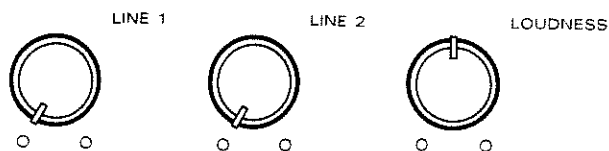


\* Be sure to turn off all the units before making connections.

\* Both the LINE IN and LINE OUT jacks are stereo so pay attention to the L and R connections.

# OPERATION

1. Set the Control knobs as shown below.



2. Make sure that the system is switched off and then connect the AC adaptor to a wall socket.

3. Switch on the unit.

4. Rotate the LINE 1 and 2 Control knobs slowly to set to an appropriate volume.

5. Rotate the LOUDNESS Control knob to adjust the tone of the sound. Normally, it should be set to the center position.

# Specifications

## •Rated Power

7 W

## •Speaker ( Magnetically-shielded)

Mid to Upper Range : 5 cm X 2  
Lower Range : 12 cm X 1

## •Nominal Input level

-Line In 1, 2 : -10 dBm

## •Input Impedance

-Line In 1 : 30 k $\Omega$  (stereo) / 15 k $\Omega$  (mono)  
-Line In 2 : 30 k $\Omega$

## •Nominal Output level

-Line Out : -10 dBm

## •Output Impedance

-Line Out : 1 k $\Omega$

## •Controls

Line 1 Level Knob  
Line 2 Level Knob  
Loudness Control Knob  
Power Switch

## •Indicator

Power Indicator

## •Connectors

-Front : Headphone Jack  
(stereo mini type)  
-Rear : Line 1 Input Jack X 2 (L(mono), R)  
(1/4 inch phone type)  
Line 2 Input Jack X 2 (L, R)  
(RCA phono type)  
Line Output Jack X 2 (L, R)  
(RCA phono type)  
AC Adaptor Jack (DC 9V)

## •Material and Finish

-Body : ABS resin(Gray-White)  
-Speaker Grille : Mesh type(Gray)

## •Power

DC 9V, AC Adaptor (ACB series)

## •Current Draw

750 mA

## •Dimensions

287(W) X 250(D) X 84(H) mm  
11-5/16 X 9-7/8 X 3-5/16 inches

## •Weight

1.4 kg / 3 lbs 2 oz

## •Accessories

AC Adaptor : ACB series  
ACB-120 (120V)  
ACB-220 (220V)  
ACB-240A (240VA)  
ACB-240E (240VE)

Owner's Manual

\* 0 dBm = 0.775 Vrms

\* In the interest of product improvement, the specifications of this unit are subject to change without prior notice.

For the U.K.

**IMPORTANT:** THE WIRES IN THIS MAINS LEAD ARE COLOURED IN ACCORDANCE WITH THE FOLLOWING CODE.

BLUE : NEUTRAL  
BROWN : LIVE

As the colours of the wires in the mains lead of this apparatus may not correspond with the coloured markings identifying the terminals in your plug proceed as follows:

The wire which is coloured BLUE must be connected to the terminal which is marked with the letter N or coloured BLACK.  
The wire which is coloured BROWN must be connected to the terminal which is marked with the letter L or coloured RED.

# Information

When you need repair service, call your local Roland Service Station or the authorized Roland distributor in your country as shown below.

## U. S. A.

**Roland Corporation US**  
7200 Dominion Circle  
Los Angeles, CA. 90040-  
3696, U. S. A.  
TEL: (213) 685-5141

## CANADA

**Roland Canada Music Ltd.**

(Head Office)  
5480 Parkwood Way  
Richmond B. C., V6V  
2M4 CANADA  
TEL: (604) 270-6626

**Roland Canada Music Ltd.**

(Montreal Office)  
9425 Transcanadienne  
Service Rd. N., St  
Laurent, Quebec H4S  
1V3, CANADA  
TEL: (514) 335-2009

**Roland Canada Music Ltd.**

(Toronto Office)  
346 Watline Avenue,  
Mississauga, Ontario L4Z  
1X2, CANADA  
TEL: (416) 890-6488

## AUSTRALIA

**Roland Corporation Australia Pty. Ltd.**

38 Campbell Avenue  
Dee Why West. NSW  
2099 AUSTRALIA  
TEL: (02) 982-8266

## NEW ZEALAND

**Roland Corporation (NZ) Ltd.**

97 Mt. Eden Road, Mt.  
Eden, Auckland 3, NEW  
ZEALAND  
TEL: (09) 3098-715

## UNITED KINGDOM

**Roland (U.K.) Ltd.**

Rye Close Ancells  
Business Park Fleet,  
Hampshire GU13 8UY,  
UNITED KINGDOM  
TEL: 0252-816181

**Roland (U.K.) Ltd.,  
Swansea Office**

Atlantic Close, Swansea  
Enterprise Park, Swansea,  
West Glamorgan SA79FJ,  
UNITED KINGDOM  
TEL: (0792) 700-139

## ITALY

**Roland Italy S. p. A.**  
Viale delle Industrie 8  
20020 ARESE MILANO  
ITALY  
TEL: 02-93581311

## SPAIN

**Roland Electronics de España, S. A.**  
Calle Bolivia 239 08020  
Barcelona, SPAIN  
TEL: 93-308-1000

## GERMANY

**Roland Elektronische Musikinstrumente Handelsgesellschaft mbH.**

Oststrasse 96, 2000  
Norderstedt, GERMANY  
TEL: 040/52 60 090

## FRANCE

**Musikengro**

102 Avenue Jean-Jaures  
69007 Lyon Cedex 07  
FRANCE  
TEL: (7) 858-54 60

**Musikengro (Paris Office)**

Centre Region Parisienne  
41 rue Charles-Fourier,  
94400 Vitry SUR/SEINE  
FRANCE  
TEL: (1) 4680 86 62

## BELGIUM/HOLLAND/ LUXEMBOURG

**Roland Benelux N. V.**

Houtstraat 1 B-2260  
Oevel-Westerlo  
BELGIUM  
TEL: (0032) 14-575811

## DENMARK

**Roland Scandinavia A/S**  
Langebrogade 6 Box  
1937 DK-1023 Copenhagen K.  
DENMARK  
TEL: 31-95 31 11

## SWEDEN

**Roland Scandinavia A/S**  
Danvik Center 28 A, 2 tr.  
S-131 30 Nacka  
SWEDEN  
TEL: 08-702 00 20

## NORWAY

**Roland Scandinavia Avd.  
Kontor Norge**  
Lilleakerveien 2 Postboks  
95 Lilleaker N-0216  
Oslo 2 NORWAY  
TEL: 22-73 00 74

## FINLAND

**Fazer Musik Inc.**  
Länsituulentie POB 169,  
SF-02101 Espoo  
FINLAND  
TEL: 0-43 50 11

## SWITZERLAND

**Musitronic AG**  
Gerberstrasse 5, CH-  
4410 Liestal, SWITZER-  
LAND  
TEL: 061/921 16 15

**Roland CK (Switzerland)  
AG**

Postfach/Hauptstrasse 21  
CH-4456 Tenniken  
SWITZERLAND  
TEL: 061/98 60 55  
Repair Service by  
Musitronic AG

## AUSTRIA

**E. Dematte & Co.**  
Neu-Rum Siemens-  
Strasse 4 A-6021  
Innsbruck Postfach 591  
AUSTRIA  
TEL: (0512) 26 44 260

## GREECE

**V. Dimitriadis & Co. Ltd.**  
20, Alexandras Avn., GR  
10682 Athens, GREECE  
TEL: 01-8232415

## PORTUGAL

**Casa Caius Instrumentos Musicais Lda.**

Rua de Santa Catarina  
131 4000 Porto,  
PORTUGAL  
TEL: 02-38 44 56

## HUNGARY

**Intermusica Ltd.**  
Warehouse Area 'DEPO'  
Torokbalint, Budapest  
HUNGARY  
TEL: (1) 1868905

## ISRAEL

**D.J.A. International Ltd.**  
11 Bar Gyiora St., Tel  
Aviv ISRAEL  
TEL: 972-3-5283329

## CYPRUS

**Radex Sound Equipment Ltd.**  
17 Diagorou St., P.O.Box  
2046, Nicosia CYPRUS  
TEL: 453426, 466423

## U.A.E

**Zak Electronics &  
Musical Instruments Co.**  
P.O. Box 8050  
DUBAI, U.A.E  
TEL: 695774

## SAUDI ARABIA

**Omar Badoghaish  
Trading Corp.**  
P.O. Box 5980  
Jeddah, SAUDI ARABIA  
TEL: 966-02-6607038

## KUWAIT

**Easa Husain Al-Yousifi**  
P.O. Box 126 Safat  
13002  
KUWAIT  
TEL: 965-5719499

## LEBANON

**A. Chahine & Fils**  
P.O. Box 16-5857  
Beirut, LEBANON  
TEL: 335799

## TURKEY

**Barkat Sanayi ve Ticaret**  
Siraselviler Cad. 86/6  
Taksim Istanbul, TURKEY  
TEL: 149 93 24

## EGYPT

**Al Fanny Trading Office**  
9, Ebn Hagar Asfalany  
Street, Ard El Goli,  
Heliopolis, Cairo, EGYPT  
TEL: 2917803-665918

## BRAZIL

**Roland Brasil Ltda.**  
R. Alvarenga 591 CEP-  
05509 Sao Paulo BRAZIL  
TEL: (011) 813-7967  
Repair Service for Roland  
and Rhodes products

**Oliver do Brasil S.A.**

**Instrumentos Musicais**  
Rua Boturoca. 198/206  
CEP 05586-010 Vila  
Indiana Butanta Sao  
Paulo-SP BRAZIL  
TEL: (011) 814-1344  
Repair Service for BOSS  
products

## MEXICO

**Casa Veerkamp, s.a. de  
c.v.**  
Mesones No. 21 Col.  
Centro MEXICO D.F.  
06080  
TEL: (5) 709-3716

**La Casa Wagner de  
Guadalajara s.a. de c.v.**  
Av. Corona No. 202 S.J.  
C.P.44100 Guadalajara,  
Jalisco MEXICO  
TEL: (36) 13-1414

## VENEZUELA

**Musiland Digital C.A.**  
Av. Francisco De  
Miranda,  
Centro Parque Cristal,  
Nivel C2 Local 20  
Caracas  
VENEZUELA  
TEL: (2)2844497

## PANAMA

**Productos Superiores, S.A.**  
Apartado 655  
- Panama 1  
REP. DE PANAMA  
TEL: 26-3322

## ARGENTINA

**Instrumentos Musicales  
S.A.**  
Florida 638  
(1005) Buenos Aires  
ARGENTINA  
TEL: (1)394-4029

## HONG KONG

**Tom Lee Music Co.,  
Ltd. Service Division**  
22-32 Pun Shan Street,  
Tsuen Wan, New  
Territories,  
HONG KONG  
TEL: 415-0911

## KOREA

**Cosmos Corporation  
Service Station**  
261 2nd Floor Nak-  
Won arcade Jong-Ro ku,  
Seoul, KOREA  
TEL: (02) 742 8844

## SINGAPORE

**Swee Lee Company**  
Bras Basah Complex  
#03-23 Singapore 0178  
SINGAPORE  
TEL: 3367886

## PHILIPPINES

**G.A. Yupangco & Co. Inc.**  
339 Gil J. Puyat Avenue  
Makati, Metro Manila  
1200, PHILIPPINES  
TEL: (632)819-7551

## THAILAND

**Theera Music Co., Ltd.**  
330 Vengr Nakorn  
Kasem, Soi 2, Bangkok  
10100, THAILAND  
TEL: 2248821

## MALAYSIA

**Syarikat Bentley**  
No.142, Jalan Bukit  
Bintang 55100 Kuala  
Lumpur, MALAYSIA  
TEL: 2421288

## INDONESIA

**PT Galestra Inti**  
Kompleks Perkantoran  
Duta Merlin Blok C/59  
Jl. Gajah mada No.3-5  
Jakarta 10130  
INDONESIA  
TEL: (021) 354604,  
354606

## TAIWAN

**Siruba Enterprise  
(Taiwan) Co., LTD.**  
Room. 5, 9fl. No. 112  
Chung Shan N.Road  
Sec.2 Taipei, TAIWAN,  
R.O.C.  
TEL: (02) 5364546

## SOUTH AFRICA

**That Other Music Shop  
(PTY) Ltd.**  
256 Bree Street,  
Johannesburg 2001  
Republic of South Africa  
TEL: 337-6573

**Paul Bothner (PTY) Ltd.**  
17 Werdmuller Centre  
Claremont 7700  
Republic of South Africa  
TEL: 021-64-4030

# Roland

As of Feb. 4, 1993

**Roland®**

---

**G6017241**

UPC

G6017241



10981

**Roland®**