



Roland

CS-10 STEREO MICRO MONITOR

OWNER'S MANUAL

INTRODUCTION

Thank you, and congratulations on your purchase of the Roland CS-10.

To make sure that you obtain the best results from this unit, please read this manual before starting out.

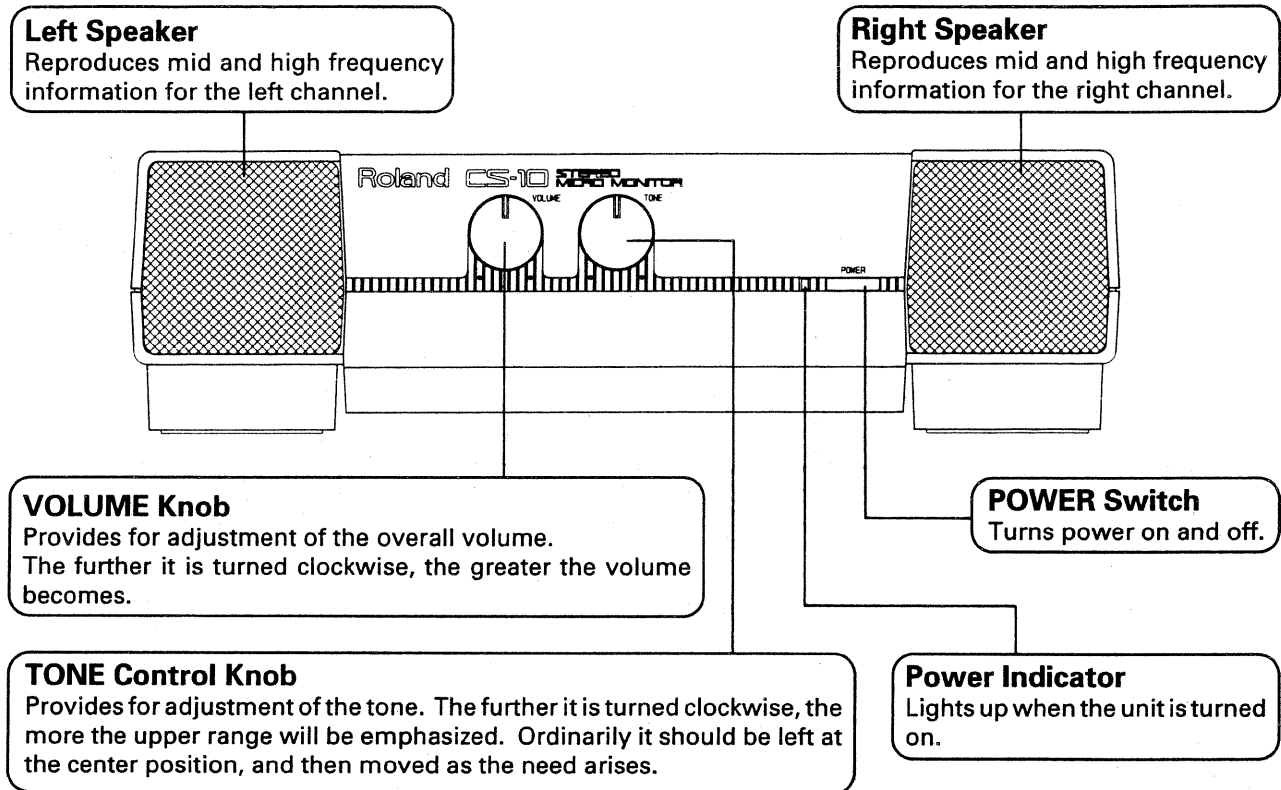
■ FEATURES

- A magnetically-shielded design prevents the unit from interfering with CRT display or damaging data stored on floppy disks. Moreover, its compact case is styled to match units in the CM series. This self-powered monitor amp is perfect for listening to playback within a desktop music system that makes use of a CRT display.
- Sound modules in the CM series fit perfectly on top of this unit (even one of the more compact CRT displays could fit on top).
- The sound produced by this unit projects an ambience that you would never imagine possible, given its compact design. This is due to its 3D construction (a 12 cm woofer downward-firing combined with two forward-facing 5 cm speakers which provide stereo reproduction of mid and high frequencies).
- Since the CS-10 is equipped with a headphones jack, it can also be used as a "headphone amp".

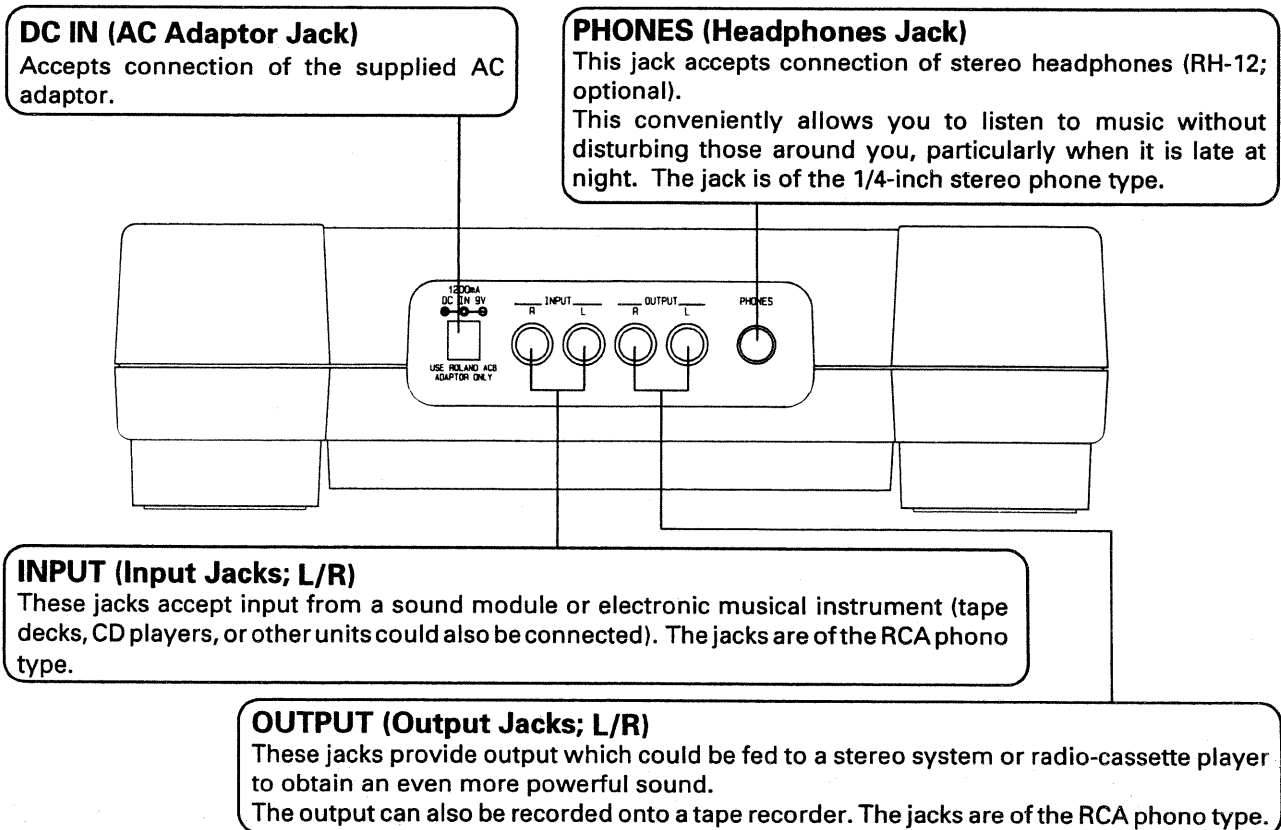
"DESKTOP MUSIC SYSTEM (D.T.M.S.)" refers to a new type of creative music system being promoted by Roland - one which is based on personal computers.

■ PANEL DESCRIPTION

● Front Panel



● Rear Panel



■ Important Note

When using an AC adaptor, be sure that it is one supplied by the manufacturer. Use of any other power adaptor could result in damage, malfunction, or electric shock.

- When making any connections with other devices, always turn off the power to all equipment first; this will help prevent damage or malfunction.
- Do not use this unit on the same power circuit with any device that will generate line noise, such as a motor or variable lighting system.
- The power supply required for this unit is shown on its nameplate. Ensure that the line voltage of your installation meets this requirement.
- Avoid damaging the power cord; do not step on it, place heavy objects on it etc.
- When disconnecting the AC adaptor from the outlet, grasp the plug itself; never pull on the cord.
- If the unit is to remain unused for a long period of time, unplug the power cord.
- Using the unit near power amplifiers (or other equipment containing large transformers) may induce hum.
- This unit may interfere with radio and television reception. Do not use this unit in the vicinity of such receivers.
- Do not expose this unit to temperature extremes (eg. direct sunlight in an enclosed vehicle can deform or discolor the unit) or install it near devices that radiate heat.
- For everyday cleaning wipe the unit with a soft, dry cloth (or one that has been slightly dampened with water). To remove stubborn dirt, use a mild neutral detergent. Afterwards, be sure to wipe the unit thoroughly with a soft, dry cloth.
- Never use benzene, thinners, alcohol or solvents of any kind, to avoid the risk of discoloration and/or deformation.
- Protect the unit from strong impact.
- Do not allow objects or liquids of any kind to penetrate the unit. In the event of such an occurrence, discontinue use immediately. Contact qualified service personnel as soon as possible.
- Should a malfunction occur (or if you suspect there is a problem) discontinue use immediately. Contact qualified service personnel as soon as possible.

Information

- Please use this AC Adaptor only with the specified device.
- Please use the AC Adaptor of appropriate voltage (120, 220 or 240) depending on the voltage system in your country.
- When the device is not used for a long period, be sure to disconnect the AC Adaptor (Power Supply Unit) from the wall outlet.
- When you need repair service, call your local Roland Service Station or the authorized Roland distributor in your country as shown below.

U. S. A.

Roland Corp US
7200 Dominion Circle
Los Angeles, CA. 90040 - 3647
U. S. A.
☎ (213)685 - 5141

CANADA

Roland Canada Music Ltd.
(Head Office)
13880 Mayfield Place
Richmond B. C., V6V 2E4
CANADA
☎ (604)270 - 6626

Roland Canada Music Ltd.
9425 Transcanadienne
Service Rd. N.,
St Laurent, Quebec H4S 1V3
CANADA
☎ (514)335 - 2009

Roland Canada Music Ltd.
346 Watline Avenue,
Mississauga, Ontario L4Z 1X2
CANADA
☎ (416)890 - 6488

AUSTRALIA

Roland Corporation
(Australia) Pty. Ltd.
(Head Office)
38 Campbell Avenue
Dee Why West. NSW 2099
AUSTRALIA
☎ (02)982 - 8266

Roland Corporation
(Australia) Pty. Ltd.
(Melbourne Office)
50 Garden Street
South Yarra, Victoria 3141
AUSTRALIA
☎ (03)241 - 1254

NEW ZEALAND

Roland Corporation (NZ) Ltd.
97 Mt. Eden Road, Mt. Eden,
Auckland 3
NEW ZEALAND
☎ (09)398 - 715

UNITED KINGDOM

Roland(UK)Ltd.
Amalgamated Drive
West Cross Centre, Brentford,
Middlesex TW8 9EZ,
UNITED KINGDOM
☎ (81)568 - 4578

WEST GERMANY

Roland Elektronische
Musikinstrumente
Handelsgesellschaft mbH.
Oststrasse 96,
2000 Norderstedt
WEST GERMANY
☎ 040/52 60 09 25

BELGIUM/HOLLAND/ LUXEMBOURG

Roland Benelux N. V.
Houtstraat 1
B - 2431 Oevel - Westerlo
BELGIUM
☎ 014 - 58 45 35

DENMARK

Roland Scandinavia A/S
Langebrogade 6
Box 1937
DK - 1023 Copenhagen K.
DENMARK
☎ 31 - 95 31 11

SWEDEN

Roland Scandinavia A/S
DanvikCenter 28 A, 2 tr.
S - 131 30 Nacka,
SWEDEN
☎ 08 - 702 00 20

NORWAY

Roland Scandinavia
Avd. Norge
Lilleakerveien 2
Postboks 95 Lilleaker
N - 0216 Oslo 2
NORWAY
☎ 02 - 73 00 74

FINLAND

Fazer Musik Inc.
Länsituulentie
POB 169
SF - 02101 Espoo
FINLAND
☎ 0 - 43 50 11

ITALY

Roland Italy S. P. A.
Viale delle Industrie 8
20020 ARESE MILANO
ITALY
☎ 02 - 93581311

SPAIN

Roland Electronics
de España S. A.
Bolivia 239
08020 Barcelona
SPAIN
☎ 93 - 308 - 1000

SWITZERLAND

Musitronic AG
Gerberstrasse 5, CH - 4410
Liestal
SWITZERLAND
☎ 061/921 16 15

Roland CK (Switzerland) AG

Hauptstrasse 21
CH - 4456 Tenniken
SWITZERLAND
☎ 061/98 60 55
Repair Service by Musitronic AG

FRANCE

Musikengro
102, Avenue Jean - Jaures
69007 Lyon Cedex 07
FRANCE
☎ (7)858 - 54 60

Musikengro
(Paris Office)
Centre Region Parisienne
41 rue Charles - Fourier,
94400 Vitry s/Seine
FRANCE
☎ (1)4680 86 62

AUSTRIA

E. Dematte & Co.
Neu - Rum Siemens - Strasse 4
A - 6021 Innsbruck Box 591
AUSTRIA
☎ 43(05222)63 451

GREECE

V. Dimitriadis & Co. Ltd.
2 Fidiou Str., GR 106 78
Athens
GREECE
☎ 3620130

PORTUGAL

Casa Caius Instrumentos
Musicais Lda.
Rua de Santa Catarina 131
Porto
PORTUGAL
☎ 02 - 38 44 56

HUNGARY

Intermusica Ltd.
Warehouse Area 'DEPO'
Budapest. P.O. Box 3,
2045 Torokbalint
Budapest
HUNGARY
☎ 1868905

BRAZIL

Oliver do Brazil S.A.
Instrumentos Musicais
Rua Ludovico Ariostos, 55
Butanta Cep. 05542,
Sao Paulo - SP
BRAZIL
☎ 5511 869 2561

As of JUN. 1. 1990

For the U.K.

IMPORTANT: THE WIRES IN THIS MAINS LEAD ARE COLOURED IN ACCORDANCE WITH THE FOLLOWING CODE.

BLUE : NEUTRAL
BROWN : LIVE

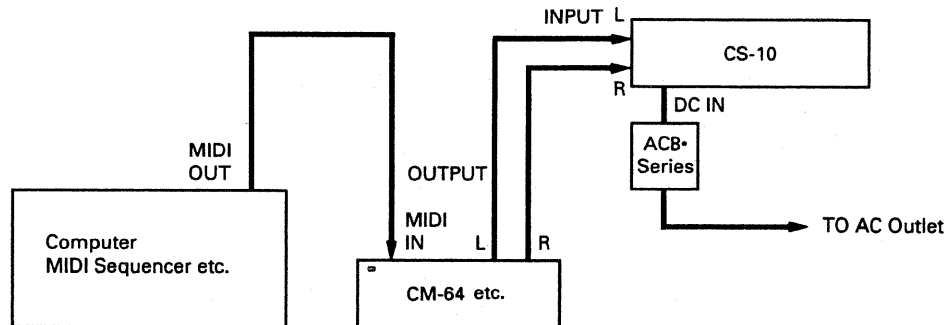
As the colours of the wires in the mains lead of this apparatus may not correspond with the coloured markings identifying the terminals in your plug proceed as follows:

The wire which is coloured BLUE must be connected to the terminal which is marked with the letter N or coloured BLACK.

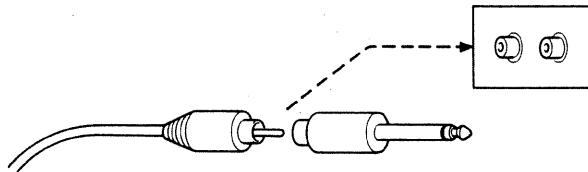
The wire which is coloured BROWN must be connected to the terminal which is marked with the letter L or coloured RED.

■ Example Setup : Using a D.T.M.S Sound Module (CM series units, MT-32, etc; sold separately).

Connections should be made after first turning off the power on all units.



For stereo, you will need to use two audio cables such as those supplied with your sound module (the optional PJ-1M can also be used). For each cable, remove the adaptor portion, and insert the RCA phono plugs into the appropriate CS-10's Input jacks. The other ends, the 1/4-inch phone plugs, go to the output jacks on your sound module. Make sure you observe the L and R distinction, so the channels are matched correctly.



■ SPECIFICATIONS

Rated Power	5 W
Nominal Input Level	-10 dBm/10 kΩ
Nominal Output Level	-10 dBm/10 kΩ
Speakers	Magnetically-shielded Mid-to-Upper Range : 5 cm × 2 Lower Range : 12cm × 1
Controls	Volume Knob Tone Control Knob
Connectors	Input Jacks × 2 Output Jacks × 2 Headphones Jack
Power	AC 9 V : AC Adaptor(ACB-Series)
Current Draw	700 mA
Dimensions	287 (W) × 265 (D) × 80 (H) mm 11-5/16(W) × 10-7/16(D) × 3-5/32(H) inches
Weight	1.5 kg 3 lbs., 5 oz.
Accessories	AC Adaptor (ACB-Series)
Option	Headphones (RH-12)

* Specifications for, and/or external appearance of this product are subject to change without prior notice.

 Roland®

G6017420YF

UPC

G6017420YF



18981

CS-10

Roland

Printed in Taiwan '90-6-E3-11Y