

# Register and Activate your Instrument

1

Install your instrument

## MAC OS Installation

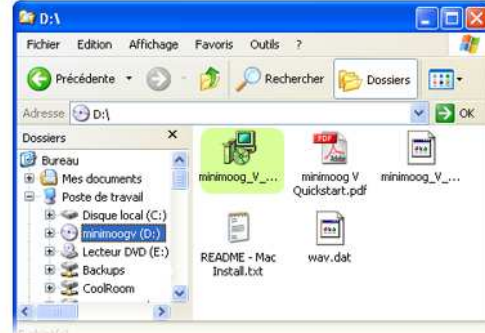
Insert the CD-ROM into the drive. Explore the content of the CD-ROM, then double click on the icon named "*Instrument V.pkg*" ("Minimoog V.pkg" for example ).



OR

## WINDOWS Installation

Insert the CD-ROM into the drive. Explore the content of the CD-ROM, double click on the icon named "*Instrument Setup.exe*" ("Minimoog-V Setup.exe" for example ).



2

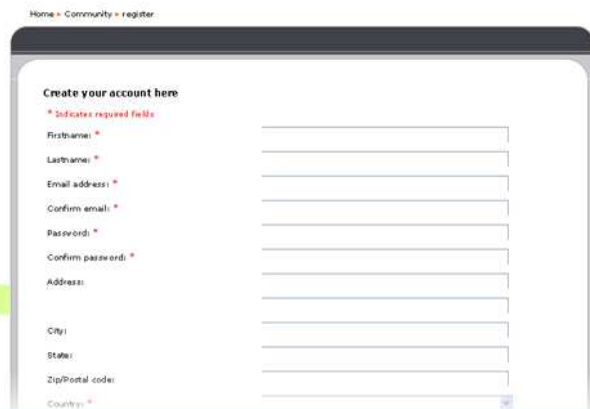
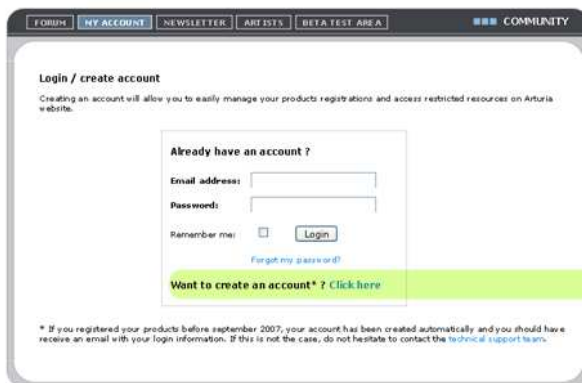
Log in your account

A ) Go to : <http://www.arturia.com/evolution/en/community/my-account.html>

B ) Log in ( if already registered user)

OR

Create your account ( if not already registered user)



3

Register your Arturia instrument

A ) Scroll down to «My licenses» area.

B ) Select the instrument you want to register

Click on Add button to register your new instrument.

Get your Arturia registration card and fill in the Serial number and Unlock code.

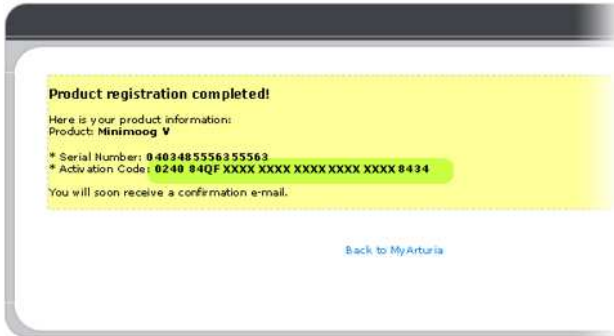


4

Open the Syncrosoft "License Control Center" (LCC).

**A) Copy your Activation code to clipboard**

- On Windows : Select the 32-digit code then press **Ctrl + C**
- On Mac : Select the 32-digit code then press **⌘ + C**

**B) Open the "License Control Center" (LCC).**

- On Windows go to Start menu > (All) Programs > Syncrosoft > License Control Center.
- On Mac you will find the LCC in the folder "Applications".

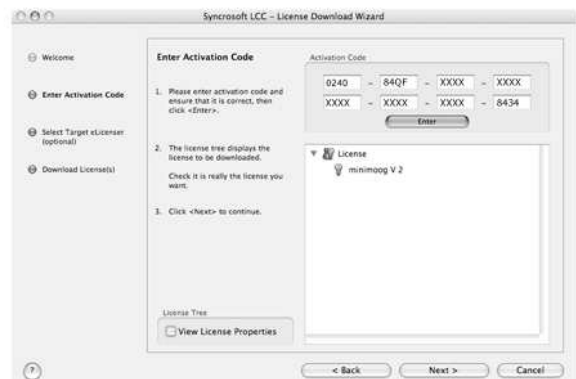


5

Download license using the wizard

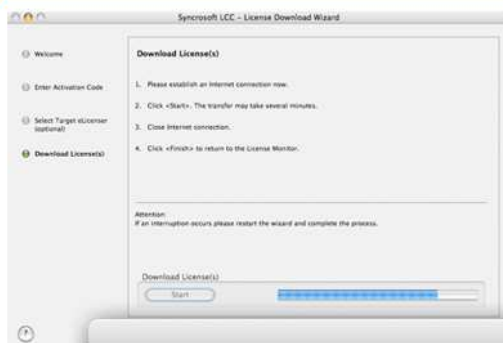
**A) Select "Download License" from the "Wizards" menu.****B) Paste your Activation code from clipboard**

- On Windows : Click on the first field then press **Ctrl + V**
- On Mac : Click on the first field then press **⌘ + V**



6

License successfully installed



Your license is now listed in your Syncrosoft License Control Center.

**Your license is successfully downloaded and installed in your system. You can now launch your Arturia instrument.**

**Syncrosoft License Control Center**

The license was successfully downloaded and is now PERMANENTLY stored in the eLicenser.

The used activation code is now INVALID and can no longer be used.

OK

**Arturia**<sup>®</sup>  
MUSICAL INSTRUMENTS